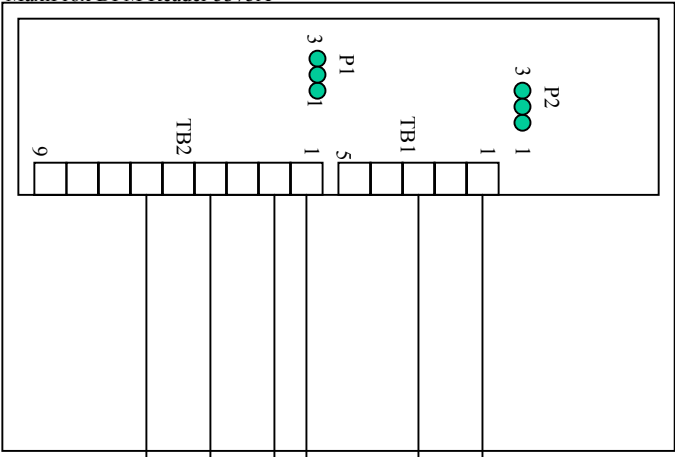


FALCO-ECOM Barrier System with long range HID reader

MaxiProx DFM Reader 5375A

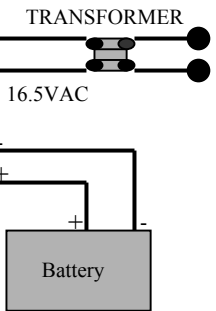
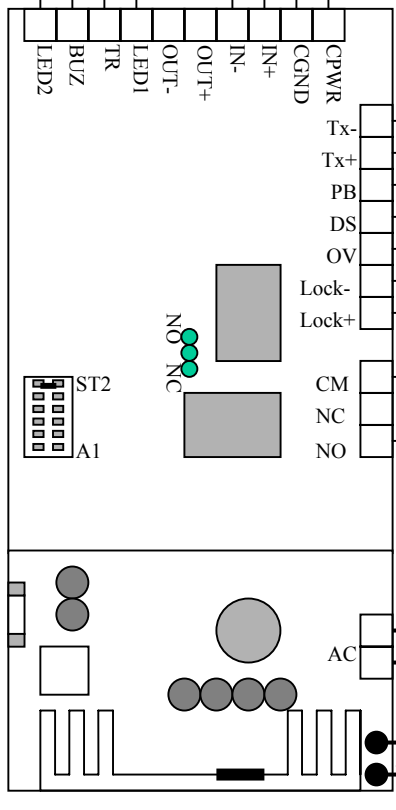


IN READER

For Out Reader, all the connections remains except for D0 and D1 which connects to the Out- and Out+ respectively.

Reader Notes:

- | | |
|-----------------|--------------------|
| P1 (Tamper) | P2 (Power) |
| shunt 2-3 >> NC | shunt 2-3 >> 24Vdc |
| shunt 1-2 >> NO | shunt 1-2 >> 12Vdc |
-
- TB1-1 >> +DC
 - TB1-2 >> Shield
 - TB1-3 >> Ground
 - TB1-4 >> Tamper Common
 - TB1-5 >> Tamper Select
 - TB2-1 >> Data0
 - TB2-2 >> Data1
 - TB2-3 >> Data Return
 - TB2-4 >> Green LED
 - TB2-5 >> Red LED
 - TB2-6 >> Beeperr
 - TB2-7 >> Hold / Card Present
 - TB2-8 >> Tx+
 - TB2-9 >> Tx-



** FOR CABLE INSTALLATION TYPE WE RECOMMEND TO USE CAT-5

Out Push Button (dry contact)

In Push Button (dry contact)

In Loop Detector (dry contact)

Out Loop Detector (dry contact)

IN BARRIER (dry contact)

OUT BARRIER (dry contact)

