




FEATURES:-

- ✓ Supports up to 64 floors with plug-on 8 x 8 output modules
- ✓ Supports up to 150k users & 80k events
- ✓ Supports firmware upgrade via IE
- ✓ Native IP with Peer to Peer communication
- ✓ High speed data transmission to server
- ✓ Compatible with various reader technologies
- ✓ Interlocking
- ✓ Built-in web server
- ✓ AES- 128 Encryption



SMART ARCHITECTURE

Effective Infrastructure

Leverage on the usage of existing network infrastructure, hence saving your cost.

Adaptive Network Bandwidth

High bandwidth with high speed polling transmits data easily, enabling real-time transaction to the users.

ACTIVE ENVIRONMENT

Client to Server Environment

Communication between Server and FALCO controllers happens whenever an event is active on the controller.

Peer to Peer Communication

Communication between one controller with another controller without the need of the database server acting as the facilitator.

ADVANCED TECHNOLOGY

High Speed Transmission

-Patented card searching algorithm to search card database within 1 second for controller memory of 150k users.

Secure Technology

-Falco proprietary protocol utilized.

-Integrated power supply module ensures stable operation despite electricity cut-off

-Door controller and the relay are placed in secure location for the better security

Larger Storage

-Unbeatable technology enables Falco controller to support up to 150k users & 80k events memory.



IP LIFT CF CONTROLLER

SPECIFICATION:-

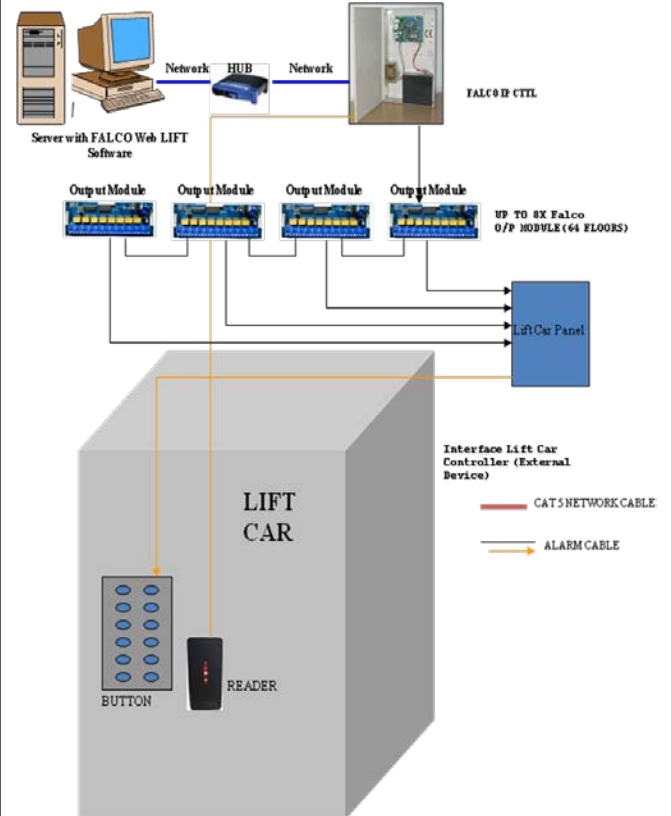
PROCESSING UNIT	Freescale CF microcontroller 32 bits @ 60mHz
MEMORY	1024 kb EEPROM & 16 Mb FLASH
BATTERY CHARGER	12 VDC / 7AH (Onboard battery backup charger)
ELEVATOR FLOORS	Max 64 Floors
RELAY OUTPUT	10A contact rating
READER SUPPORTED	1
READER TECHNOLOGY	Standard Wiegand format (26 bit -64 bit)
USERS / HISTORY	Standard 70k users, 40k events, upgradable to 150k users, 80k events
COMMUNICATION	RJ45 Ethernet/ 10/100 Base-T (Max 100m / 328ft.)
NETWORK PROTOCOLS	TCP/IP, ARP, DHCP
INPUTS FUNCTIONALITY	Fire input/ exit push button / door contact/ tamper
CONTROLLER REDUNDANCY	Supports 2 destination IP addresses
DIMENSION / WEIGHT	PCB board = 137 (L) x117 (W) x 15.5 (H) mm / 25g
OPERATING TEMPERATURE	0°C ~ 55°C / 32° ~ 165°F (subject to battery specifications)
HUMIDITY	0 ~ 85% Humidity (relative non-condensing)
POWER	14.5 VAC @ 12 VDC (Onboard power supply module max 2.0A)
SECURITY ENCRYPTION	AES- 128
CERTIFICATIONS	CE RoHS

ORDER INFORMATION :-



Lift controller
Model : CTRL-1DRLIFT-CF/IP(2.0A)-PCB

FALCO LIFT TCP/IP SITE SYSTEM ARCHITECTURE



REMARKS

- (1) FALCO - IP - CONTROLLER, OUTPUT MODULE AND LIFT CONTROLLER ARE PUT ON TOP FLOOR OF THE LIFT
- (2) 1 OUTPUT MODULE CONSIST OF 8 OUTPUTS/FLOOR.
- (3) MAXIMUM OF THE OUTPUT MODULE CAN CONNECTED IS 8 UNITS. I.E 64 OUTPUTS/FLOORS CAN BE CONTROLLED
- (4) IF OUTPUT MODULE MORE THAN 2 UNITS, 1X EXTRA 3A POWER SUPPLY NEED TO BE ADDED

ACCESSORIES :-



ABS Casing



Output
Model : 1DRSMT-TCP/IP-8OUTPUT

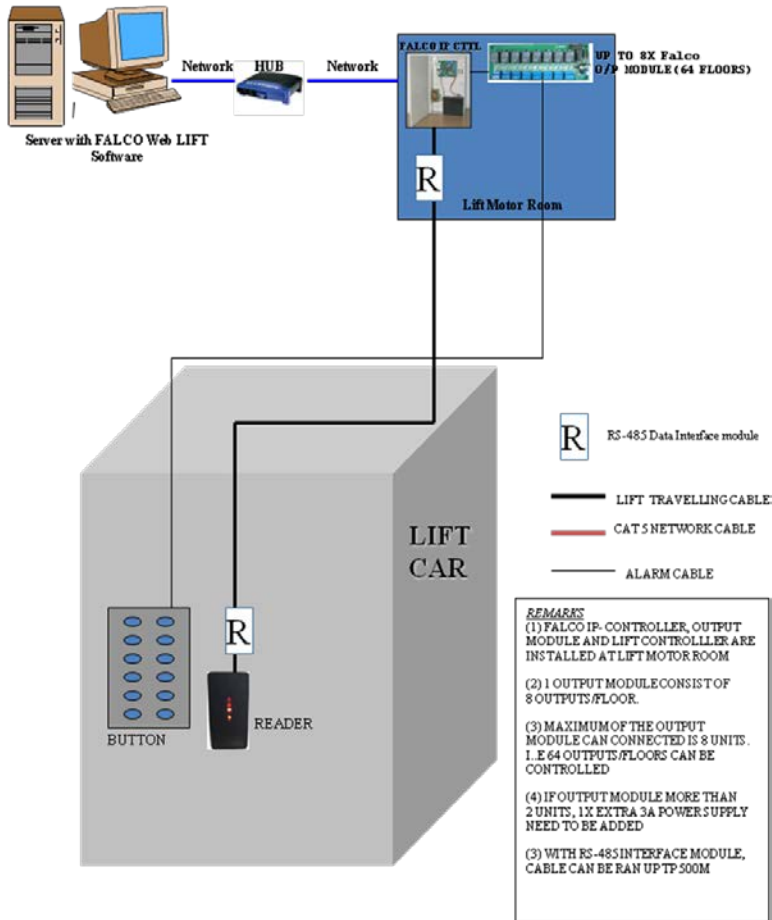


Transformer



12V DC Battery

FALCO IP LIFT ACCESS CONFIGURATION (with RS-485 Data Interface Module)



FALCO IP LIFT ACCESS CONFIGURATION (with homeplug)

